






| SUNDAY  | MONDAY  | TUESDAY   | WEDNESDAY   | THURSDAY  | FRIDAY  | SATURDAY   |
|---|---|---|---|---|---|--|
| <b>Better Beginnings at Home</b><br>Like and follow <a href="#">Better Beginnings</a> on Facebook and Instagram for more ideas based on the activities suggested in this calendar.<br>Instagram: @betterbeginnings_slwa |   |      | <b>1 Write</b><br>School uniforms can have buttons and zips. Can you do them by yourself?   | <b>2 Play</b><br>Pretend to be a cat! Try being a friendly cat and a fierce lion.   | <b>3 Read</b><br>It's Story Saturday! Read <a href="#">Tilly's First Day Twist</a> by Kylie Covark.   |  |
| <b>4 STEM</b><br>What items do you have that are glass? What do you use that is made from plastic?  | <b>5 Read</b><br>Chewing, shaking, and tearing are ways that babies naturally explore books. It's the very start of learning to read!                             | <b>6 Talk</b><br>Talk with your child about what they need for school or daycare. Make a checklist to help get them ready.  | <b>7 Sing</b><br>Visit the Better Beginnings <a href="#">Rhyme Finder</a> and find a new rhyme or song to sing together!            | <b>8 Write</b><br>Practise opening and closing your school bag and lunchbox. Can you do them by yourself?   | <b>9 Play</b><br>Hide a toy and give your child simple clues to help them find it.  | <b>10 Read</b><br>It's Story Saturday! Read <a href="#">Ladybirds Do Not Go To Day Care</a> by Ali Rutstein. |
| <b>11 STEM</b><br>What is your house built of? What makes that material a good choice for building? What else could the builders have used?   | <b>12 Read</b><br>Help children notice text as you read picture books together. Children are drawn to the illustrations so point out the words.                   | <b>13 Talk</b><br>Roleplay how to introduce yourself. This helps your child know what to say when meeting new people.   | <b>14 Sing</b><br>Sing ' <a href="#">Row, Row, Row Your Boat</a> ' holding hands with a partner as you rock backwards and forwards. | <b>15 Write</b><br>Help your child learn a correct pencil grip. Encourage them to hold a pencil near the tip and use three or four fingers, not their fist. | <b>16 Play</b><br>Have fun playing with a jigsaw puzzle. For simple puzzles, count the pieces.  | <b>17 Read</b><br>It's Story Saturday! Read <a href="#">Ready, Set, Big School</a> by Jan Stradling.         |
| <b>18 STEM</b><br>A positive mindset contributes to STEM success. Read and discuss <a href="#">The Super Speedy Sloth</a> by Rebecca Young.   | <b>19 Read</b><br>Read a non-fiction book to your child. Non-fiction books don't need to be read from front to back – choose the parts that are most of interest! | <b>20 Talk</b><br>Instead of asking your school child "How was your day?", ask them, "Did you read a book or draw a picture?"   | <b>21 Sing</b><br>Say the rhyme ' <a href="#">Five Fat Peas</a> ' together and do the actions as you say the words.                 | <b>22 Write</b><br>Water play using sponges, spray bottles and pouring cups can build hand strength. Great fun for hot, sunny days!                         | <b>23 Play</b><br>Are there words on any of your child's toys? Read them aloud to your child when they are playing with them.   | <b>24 Read</b><br>It's Story Saturday! Read <a href="#">The Invisible String Backpack</a> by Patrice Karst.  |
| <b>25 STEM</b><br>Put an ice cube in the sun and watch it melt. Does it melt quicker or slower if it is in the shade? Stay SunSmart!  | <b>26 Read</b><br>Using a big voice when reading about something big can help children learn about size.  | <b>27 Talk</b><br>Children understand words long before they can say them. Talk together often!   | <b>28 Sing</b><br>Sing and do the actions to ' <a href="#">The Grand Old Duke of York</a> '.  | <b>29 Write</b><br>Point out squares today! Recognising shapes helps children get ready to recognise letters.   | <i>Books, rhymes, and songs mentioned here are suggestions only. Substitute books you can't find or songs you don't know with books, rhymes, and songs that you already love.</i> |  |